



# Destinations Survey Class of 2012-13

Degree & Major	Total Graduates	Graduates Responding		Continuing Education		Employed & Continuing Ed		Employed		Employed & Seeking		Not Seeking		Average Annual Salary^	Success Rate*
		#	%	#	%	#	%	#	%	#	%	#	%		
<b>Arts &amp; Sciences</b>															
Communication Arts	2	2	100%	0	0%	1	50%	1	50%	0	0%	0	0%		100%
English	3	3	100%	1	33%	0	0%	1	33%	0	0%	0	0%		67%
Mathematics	4	4	100%	0	0%	0	0%	2	50%	1	25%	0	0%		75%
Sciences	4	4	100%	1	25%	0	0%	2	50%	0	0%	0	0%		75%
														<b>\$46,455</b>	
<b>Business</b>															
Accounting	9	9	100%	2	22%	0	0%	3	33%	2	22%	0	0%		78%
Business Management (AA)	4	4	100%	0	0%	0	0%	3	75%	0	0%	0	0%		75%
Computer Information Systems	2	1	50%	0	0%	0	0%	1	100%	0	0%	0	0%		100%
Management	7	6	86%	3	50%	0	0%	3	50%	0	0%	0	0%		100%
Marketing	2	2	100%	1	50%	0	0%	1	50%	0	0%	0	0%		100%
MBA	32	30	94%	0	0%	0	0%	15	50%	2	7%	1	3%	\$52,000	60%
Organizational Leadership	17	12	71%	0	0%	0	0%	9	75%	1	8%	0	0%	\$48,000	83%
Self Designed	2	2	100%	0	0%	0	0%	2	100%	0	0%	0	0%		100%
														<b>\$38,250</b>	
<b>Education &amp; Sports Studies</b>															
Adolescent/Young Adult	3	3	100%	0	0%	0	0%	3	100%	0	0%	0	0%		100%
Adolescent/Young Adult Cert	3	2	67%	0	0%	0	0%	2	100%	0	0%	0	0%		100%
Early Childhood	8	8	100%	0	0%	0	0%	7	88%	0	0%	0	0%		88%
Early Childhood Development	1	1	100%	0	0%	0	0%	1	100%	0	0%	0	0%		100%
Exercise Science	8	7	88%	3	43%	0	0%	2	29%	0	0%	0	0%		71%
Intervention Specialist	2	2	100%	0	0%	0	0%	2	100%	0	0%	0	0%		100%
Intervention Specialist Certificate	5	5	100%	0	0%	0	0%	5	100%	0	0%	0	0%		100%
M.Ed.	8	6	75%	0	0%	0	0%	5	83%	0	0%	1	17%	\$36,500	100%
Middle Childhood	3	3	100%	1	33%	0	0%	2	67%	0	0%	0	0%		100%
Middle Childhood Certificate	2	1	50%	0	0%	0	0%	1	100%	0	0%	0	0%		100%
Recreation	1	1	100%	0	0%	0	0%	1	100%	0	0%	0	0%		100%
Self Designed	4	4	100%	1	25%	0	0%	3	75%	0	0%	0	0%		100%
Sports Management	7	6	86%	0	0%	1	17%	4	67%	0	0%	0	0%		83%
														<b>\$63,500</b>	
<b>Nursing &amp; Allied Health</b>															
Athletic Training	6	6	100%	3	50%	0	0%	2	33%	0	0%	0	0%		83%
Healthcare Management	1	1	100%	0	0%	0	0%	0	0%	0	0%	0	0%		0%
MSN	3	2	67%	0	0%	0	0%	2	100%	0	0%	0	0%		100%
Nursing	5	4	80%	0	0%	0	0%	4	100%	0	0%	0	0%	\$59,667	100%
														<b>\$36,389</b>	
<b>Social &amp; Behavioral Sciences</b>															
Criminal Justice	14	13	93%	2	15%	0	0%	9	69%	1	8%	0	0%		92%
Criminal Justice Administration (MA)	3	3	100%	0	0%	0	0%	2	67%	0	0%	0	0%	\$34,000	67%
Criminal Justice Leadership	6	4	67%	0	0%	0	0%	0	0%	3	75%	0	0%		75%
Family Studies	3	3	100%	1	33%	0	0%	2	67%	0	0%	0	0%		100%
History	1	1	100%	1	100%	0	0%	0	0%	0	0%	0	0%		100%
Human Services Leadership	7	6	86%	0	0%	1	17%	4	67%	1	17%	0	0%	\$41,333	100%
Political Science	3	3	100%	0	0%	0	0%	2	67%	0	0%	0	0%		67%
Psychology	8	8	100%	1	13%	2	25%	3	38%	0	0%	0	0%	\$39,250	75%
Sociology	2	2	100%	0	0%	0	0%	1	0%	1	0%	0	0%		100%
														<b>\$41,889</b>	
<b>All Associate's Degrees</b>															
	4	4	100%	0	0%	0	0%	3	75%	0	0%	0	0%		75.0%
<b>All Bachelor's Degrees</b>															
	145	131	90%	21	16%	5	4%	77	59%	10	8%	0	0%	\$41,889	86.3%
Traditional Program	109	104	95%	21	20%	4	4%	60	58%	5	5%	0	0%	\$35,500	86.5%
Adult & Professional Studies	36	27	75%	0	0%	1	4%	17	63%	5	19%	0	0%	\$49,875	85.2%
<b>All Graduate Programs</b>															
	56	49	88%	0	0%	0	0%	32	65%	2	4%	2	4%	\$48,000	73.5%
Certifications	10	8	80%	0	0%	0	0%	8	100%	0	0%	0	0%		100%
Master's Degrees	46	41	89%	0	0%	0	0%	24	59%	2	5%	2	5%	\$48,000	68.3%
<b>TOTALS</b>	<b>205</b>	<b>184</b>	<b>90%</b>	<b>21</b>	<b>11%</b>	<b>5</b>	<b>3%</b>	<b>112</b>	<b>61%</b>	<b>12</b>	<b>7%</b>	<b>2</b>	<b>1%</b>	<b>\$44,066</b>	<b>82.6%</b>

^Average Salary reported if at least two graduates employed full time responded to question

\*Success Rate includes those employed, continuing education, and not seeking employment as a percentage of respondents

## Destination Survey Class of 2013

Career Services is pleased to present the results of the Destinations Survey for the Class of 2013. This year marks the tenth annual edition of this report. The survey examines Urbana University graduates' success in achieving their immediate professional goals following graduation.

The survey instrument was distributed and collected at commencement rehearsals in both December 2012 and May 2013. Additionally, the survey was e-mailed to all graduates six months following their graduation. Many faculty advisors assisted in contacting non-responders to acquire information. Social media platforms were also searched for employment information on graduates. The response rate for the survey was 90%, marking the highest ever return rate for the survey. Overall, Career Services received 184 responses from 205 graduates.

### Highlights & Notes

- Of those responding, seventy-one percent (71%) are employed and an additional eleven percent (11%) are furthering their education. Four percent (4%) of those employed are also furthering their education at the same time. This is down nearly two-thirds from last year's results. Eighteen percent (18%) are seeking, but have not yet been able to find employment.
- Fifty-four percent (54%) of those employed are working in their field of choice. This is near the all-time low of 53%. Sixty percent (60%) are in positions they deem as related to their field of study.
- Average salaries of respondents employed full time by program were as follows:
  - Traditional: \$29,600
  - Adult Education: \$50,636
  - Graduate: \$59,846
  - Overall: \$45,794

Salary data for Urbana University graduates is becoming less reliable as fewer and fewer graduates are reporting this piece of data. Overall salaries for Urbana University graduates are up 3.9% from last year. Salaries for Traditional graduates are down 16.6%. Graduate starting salaries are 25% higher than last year, which also saw a significant increase (66%). Nationally, salaries for college graduates are up 2.4% according to the September 2013 NACE Salary Survey.

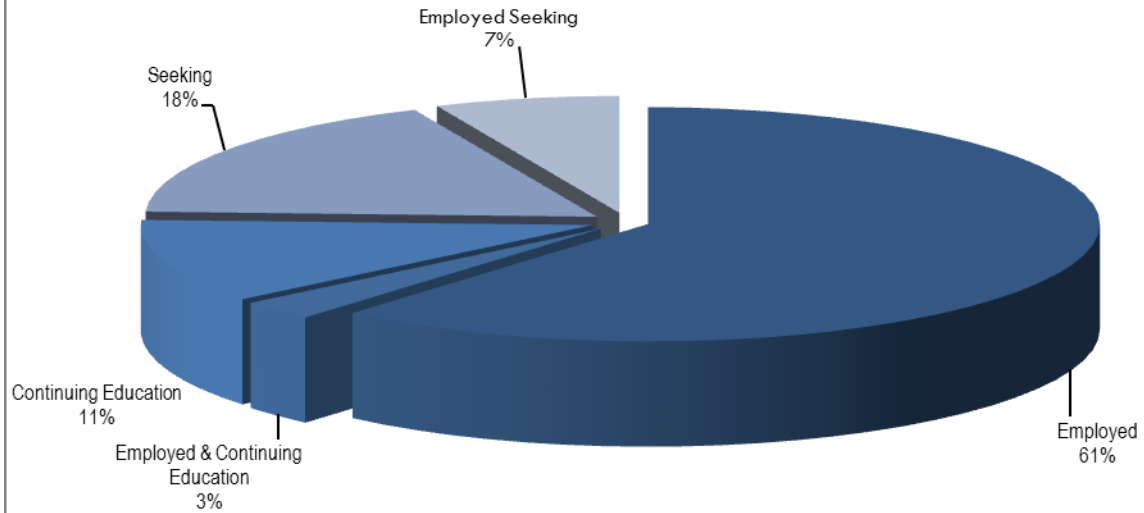
Please direct questions and comments regarding the Destinations Report to Career Services at 937-484-1417 or [nchristian@urbana.edu](mailto:nchristian@urbana.edu). Please note that identifying information with regard to this report is strictly confidential.

Sincerely,

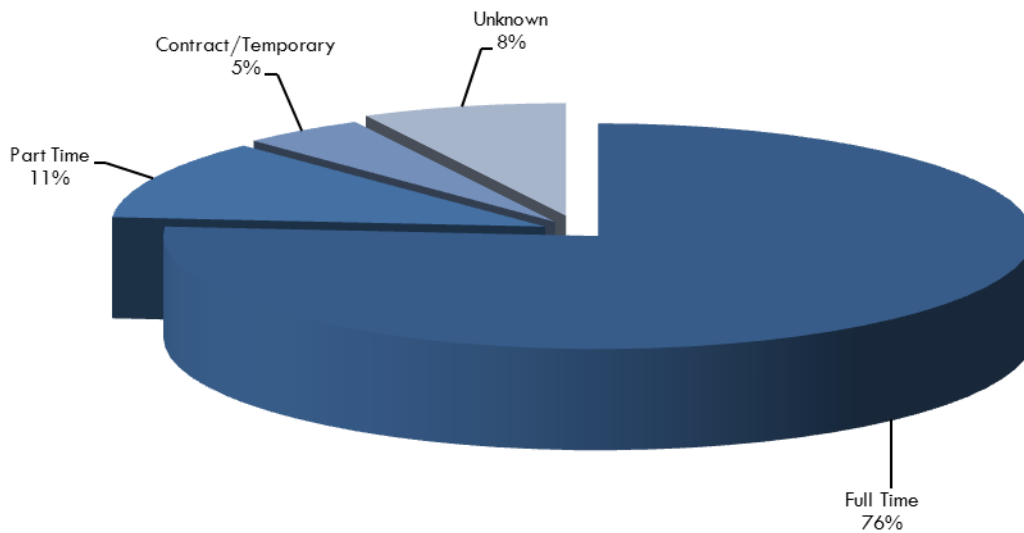


Nick Christian  
Director of Career Services


## *Class of 2013 Destinations*



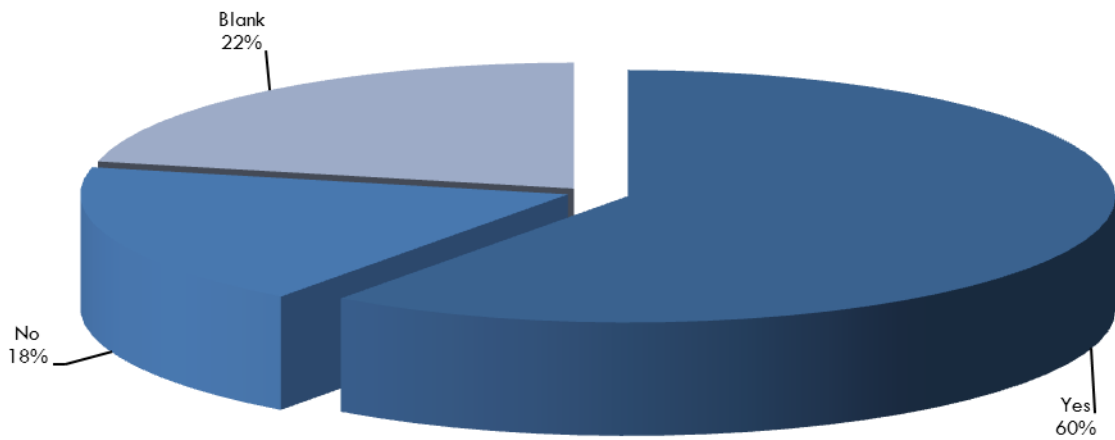
## *Class of 2013 Employment Status*



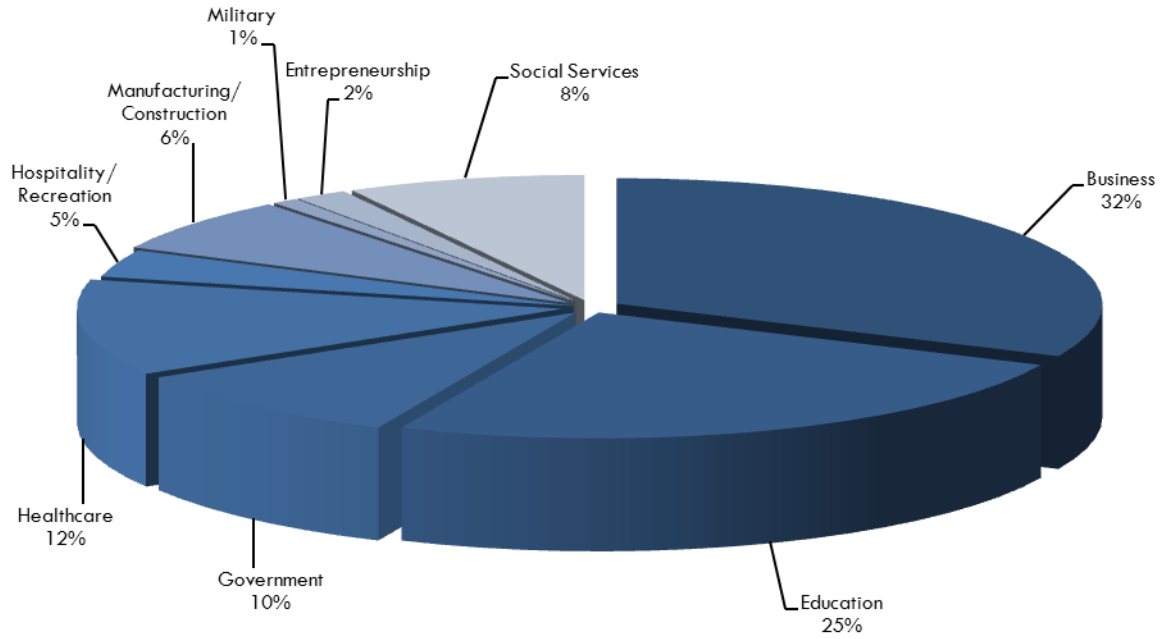
## *Graduates Working in Field of Choice*



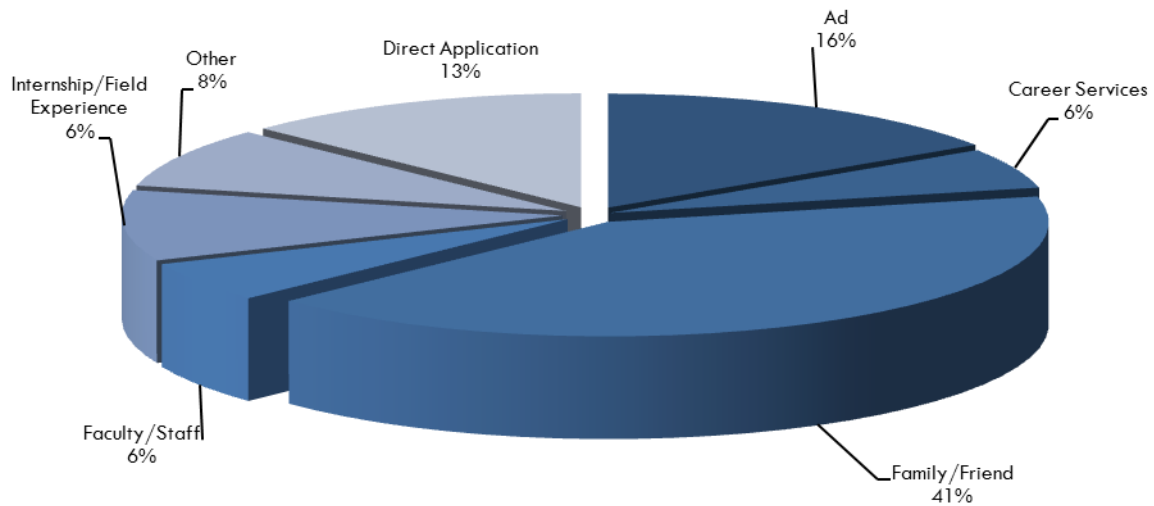
## *Position Related to Field of Study*



## *Industry of Employment*



## *First Contact for Current Employment*



**Class of 2013 Top Graduate Schools**

Urbana University (7)  
Ohio University (2)

**Class of 2013 Top Employers**

GE Money (7)  
Urbana University (5)  
Bellefontaine City Schools (3)  
Springfield Regional Medical Center (3)

**States Where 2013 Graduates Are Employed**

Ohio (112)  
Florida (2)  
Michigan (2)  
Texas (2)  
South Carolina

**Average Salaries**

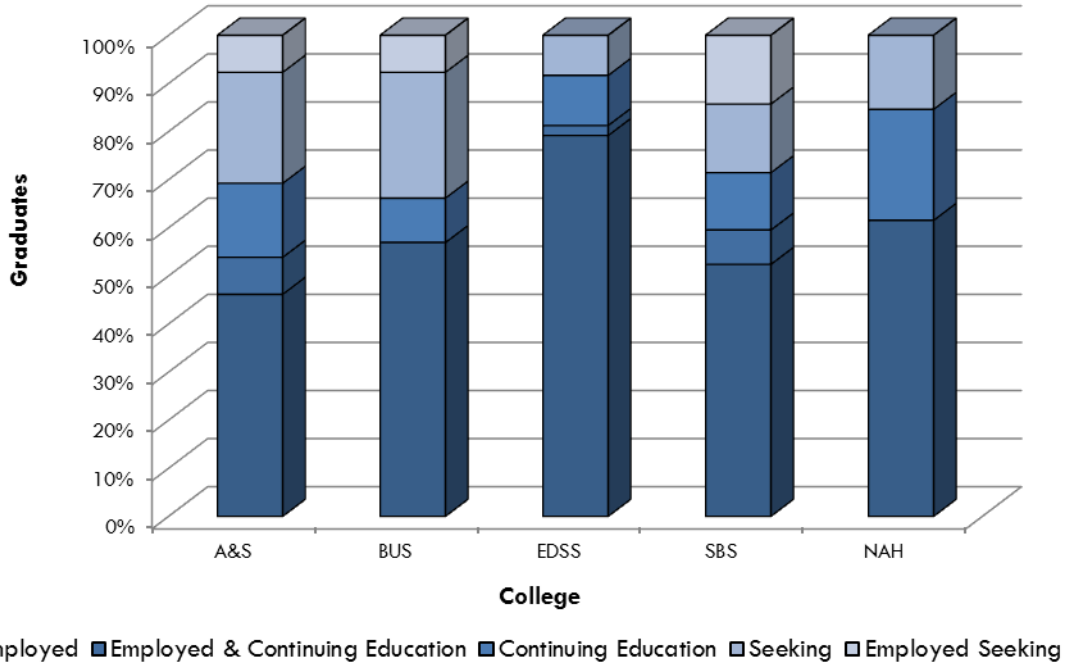
Major	Class of 2013	Class of 2012	Class of 2011	Class of 2010	National Average*
Business Administration/Management	\$48,000	\$49,571	\$45,997	\$36,013	\$55,635
Communication Arts					\$43,835
Math & Science					\$42,731
Education			\$26,340	\$23,000	\$40,337
Humanities & Social Sciences					\$37,791
Nursing	\$59,667	\$67,000	\$57,167	\$59,286	

\*National data are provided by the NACE Salary Survey, September 2013.

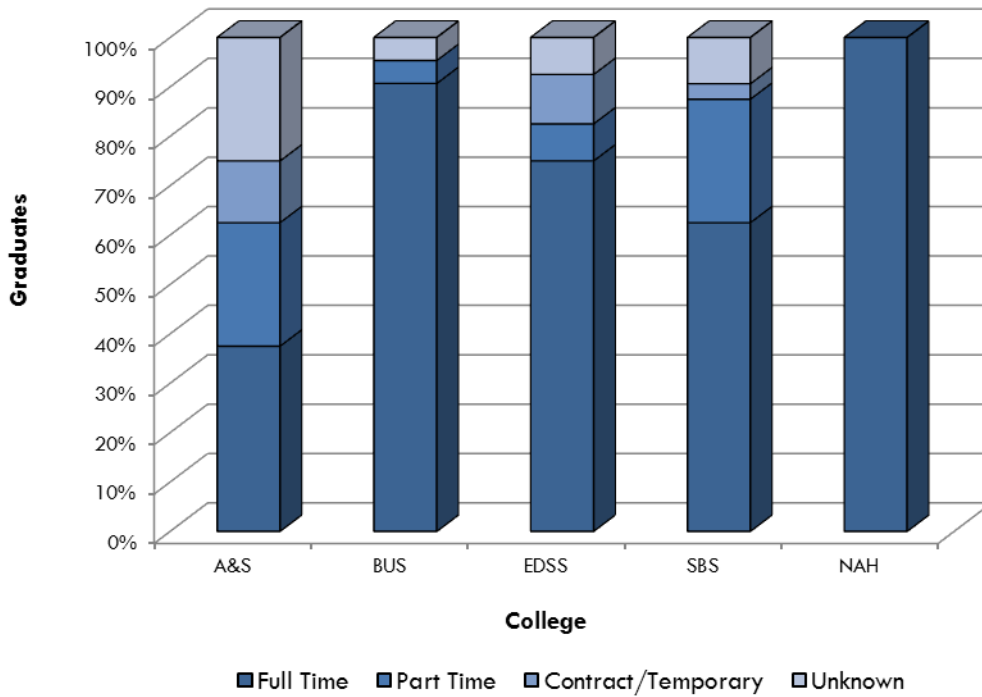
**Five Year Comparison**

	2009		2010		2011		2012		2013		Five Year Rates	
	#	%	#	%	#	%	#	%	#	%	#	%
Employed	87	48.1	95	49.0	86	38.9	70	38.3	112	60.9	450	46.7
Continuing Education	15	8.3	29	14.9	31	14.0	23	12.6	21	11.4	119	12.4
Continuing Education & Employed	18	9.9	6	3.1	15	6.8	14	7.7	5	2.7	58	6.0
Employed & Seeking New Position	20	11.0	25	12.9	26	11.8	31	16.9	12	6.5	114	11.8
Not Seeking	1	0.6	0	0.0	8	3.6	0	0.0	2	1.1	11	1.1
Seeking	42	23.2	38	19.6	54	24.4	42	23.0	32	17.4	208	21.6
Other	3	1.7	1	0.5	1	0.5	1	0.5	0	0.0	6	0.6
Success Rate		77.9		79.9		75.1		75.4		82.6		78.1
Responses	181	62.2	194	68.8	221	74.9	183	70.4	183	89.8	963	72.2
Graduates	291		282		295		260		205		1333	

## *Destinations By College*

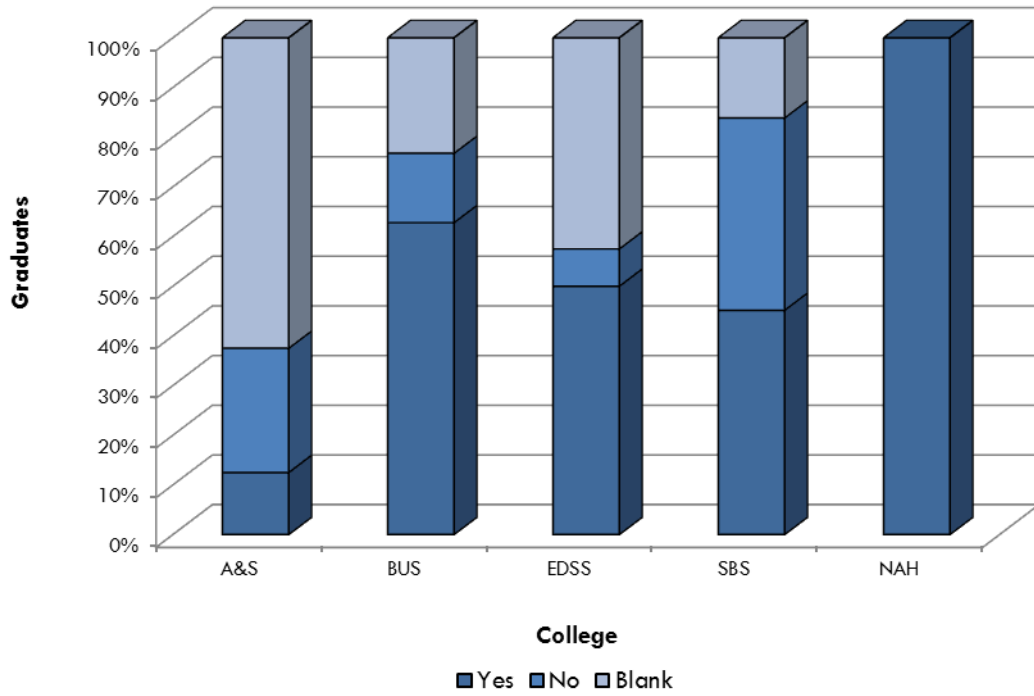


## *Employment Status by College*

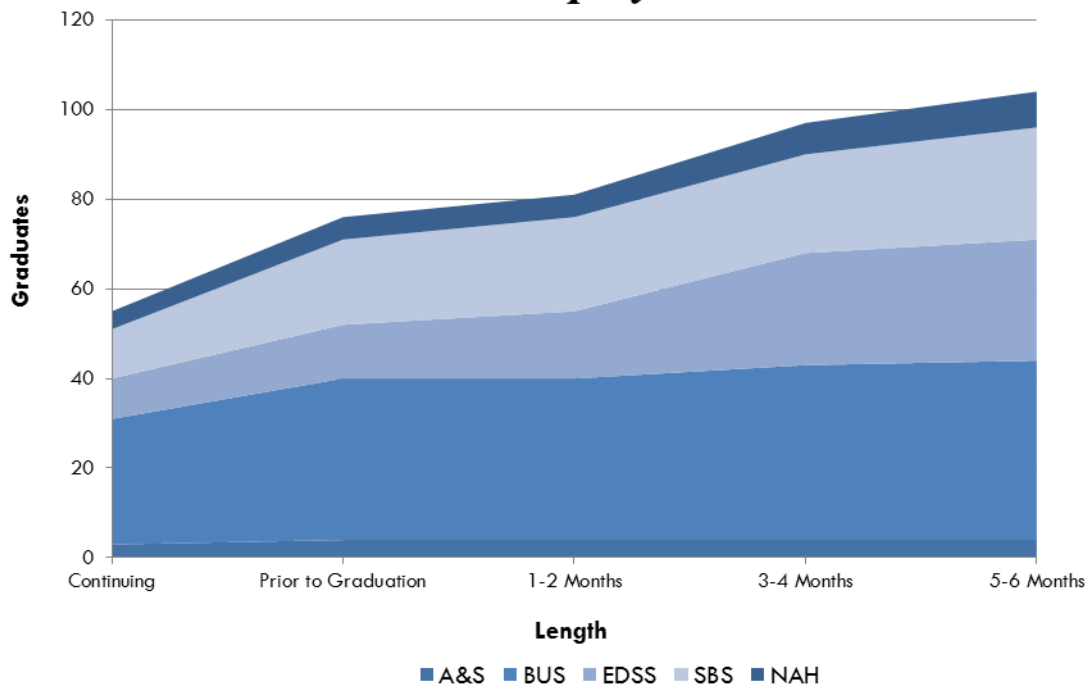




## *Position Related to Field of Study by College*



## *Time to Employment*



## *College of Arts & Sciences*

### **GRADUATE SCHOOLS & PROGRAMS**

---

**Communication Arts**

Urbana University, Post Bacc Education

**Comprehensive Sciences**

Conservancy for Cuyahoga Valley, Independent study

**English**

Undecided, MA English

### **EMPLOYERS & POSITION TITLES**

---

**Communication Arts**

Champaign County Library, Circulation Clerk

**Comprehensive Sciences**

Weidmann Electrical, Lab Specialist

**English**

Emmanuel Christian Academy, Substitute Teacher

**Mathematics**

Orbis Corporation, Shipping Lead

Ultra-Met

Westside Drive-Thru, Assistant Manager

## *College of Business Administration*

### **GRADUATE SCHOOLS & PROGRAMS**

---

**Accounting**

Urbana University, Urbana, OH, MBA

**Management**

Bluffton University, Bluffton, OH, MBA

**Marketing**

University of Cincinnati, Cincinnati, OH, MBA Marketing

**Organizational Leadership**

University of Dayton, Dayton, OH, MBA

Urbana University, Urbana, OH, MBA

### **EMPLOYERS & POSITION TITLES**

---

**Accounting**

Elford, Inc., Accounting Associate

MaoMing City Park Food Co., Marketing Manager

Nationwide Insurance, IT Audit Analyst

Readmore's Hallmark, Sales Associate

Wal Mart, Department Manager

**Business Management (AA)**

Arlington Bank, Banker

GE Capital, Supervisor

GE Capital, Sr. Escalation Specialist

**Computer Information Systems**

US Air Force

**Management**

Enterprise Rent a Car, Management Training Program

Fastenal, Outside Sales

UCR Inc, Realtor

**Marketing**

Impellam Group, Client Solutions Manager

**MBA**

Brethern Retirement Community, Director of Wellness

CRSI, Accounting Specialist

Drivetime, Sales Advisor

Eby Brown

Honda of America

ITW FEG, Financial Analyst

Monroe Federal Savings and Loan, Assistant Auditor

One Call Now, Director of Horizontal Marketing &

Creative Services

One Call Now, Marketing & Alliance Manager

Perpetual Federal of Urbana, Internal

Audit/Compliance

Premier Health Partners, Physician Relations Manager

RT Industries, Inc, Business Manager

Urbana University, Dean

Urbana University, Admissions Counselor

US Air Force, Program Manager

Wilmington Police Department, Chief of Police

Wright Patt Credit Union, Coordinator, Business

Services

**Organizational Leadership**

AAA Allied Group, Office Manager

Edward Jones, Financial Advisor

GE Capital, Fraud Investigations Specialist

GE Capital, Manager of Portfolio Architecture

GE Capital, Sr. Escalation Specialist

GE Capital, Sr. Finance Representative

Motoman, Inc., Product Manager

PriMed Physicians, Clinical Care Coordinator

Springfield Air National Guard, Health Services

Technician

Trophy Nut Company, Purchasing Agent/Sr. Director of

Administration

**Self-Designed**

AcuSport, Administrative Assistant

US Army, PFC

## *College of Education & Sport Studies*

### **GRADUATE SCHOOLS & PROGRAMS**

---

#### **Exercise Science**

Ohio University, Athens, OH, DPT  
Urbana University, Urbana, OH, M.Ed.

#### **Self-Designed**

Ohio University, Athens, OH, Masters in Athletic Administration

#### **Sports Management**

University of Rio Grande, Rio Grande, OH, M.Ed. Coaching Leadership

### **EMPLOYERS & POSITION TITLES**

---

#### **Adolescent/Young Adult Education**

Bellefontaine City Schools, Long Term Substitute  
Teacher

Springfield City Schools, High School Teacher

#### **Adolescent/Young Adult Education Post Bacc Licensure**

Columbus City Schools, Substitute Teacher

#### **Classroom Teaching (M.Ed.)**

Edvantages, Principal

Ohio Virtual Academy, Teacher

Piqua City Schools, Teacher

Urbana University, Associate Director of Admissions

Urbana University, Athletic Trainer

#### **Early Childhood Development Licensure**

Miami Valley Child Development Center

#### **Early Childhood Education**

Bellefontaine City Schools, Elementary Teacher

Columbus Humanities Arts & Technology Academy,  
Elementary Teacher

Dayton Charter School, Teacher

New Bridge Academy, Kindergarten Teacher

Northeastern Local Schools, Long Term Substitute  
Teacher

Springfield City Schools

St. John's Preschool, Lead Preschool Teacher

#### **Exercise Science**

Frisch's, Server

Wal Mart, Inventory Control

#### **Intervention Specialist**

Coldwater School District, Intervention Specialist

Twin Valley South Schools, Intervention Specialist

#### **Intervention Specialist Post Bacc Licensure**

Canton City Schools

Graham Local Schools

Madison Champaign ESC Mac-a-Cheek, Teacher

Piqua City Schools, Media Teacher

Triad Local Schools

#### **Middle Childhood Education**

Ohio Department of Job & Family Services, ABA  
Therapist

Pace Center for Girls, Math Teacher

#### **Middle Childhood Education Post Bacc Licensure**

Graham Local Schools, High School Science

#### **Recreation**

Springfield Parks & Recreation, Assistant Coordinator

#### **Self-Designed**

Franklin High School, Teaching Associate

Gage's Lawncare, Owner

#### **Sports Management**

University of Rio Grande, Assistant Softball Coach

Bellefontaine City Schools, Teacher's Aid

Ohio Support Services, Investigator

TEK Systems, IT Recruiter

Wells Fargo Home Mortgage, Home Mortgage  
Consultant

## *College of Nursing & Allied Health*

### **GRADUATE SCHOOLS & PROGRAMS**

---

#### **Athletic Training Education Program**

Berry College, Rome, GA, M.Ed.

Barry University, Miami Shores, FL, Movement Science

Life University, Marietta, GA, Sport Injury Management

### **EMPLOYERS & POSITION TITLES**

---

#### **Athletic Training Education Program**

Mary Rutan Hospital, Athletic Trainer

Wilson Memorial Hospital, Athletic Trainer

#### **Nursing (BSN)**

Fayette County Memorial Hospital, RN

Kettering Health Network, Clinical Informatics Nurse

Premier Health Partners, Staff Nurse

Springfield Regional Medical Center, RN Educator

#### **Nursing (MSN)**

Springfield Regional Medical Center, Manager of  
Cardiology

Springfield Regional Medical Center, Quality & PI

## *College of Social & Behavioral Sciences*

### **GRADUATE SCHOOLS & PROGRAMS**

---

#### **Criminal Justice**

Urbana University, Urbana, OH, MA Criminal Justice Administration (2)

#### **Family Studies**

Otterbein University, Westerville, OH, Early Childhood

#### **History**

Urbana University, Urbana, OH, Education

#### **Human Services Leadership**

Rhodes State, Lima, OH, AA Nursing

#### **Psychology**

Wright State University, Dayton, OH, MS Industrial & Organizational Psychology

Ohio State University, Columbus, OH, MSW

### **EMPLOYERS & POSITION TITLES**

---

#### **Criminal Justice**

APDS Inc., Special Assistant to Director  
London Ohio Correctional Institute, Corrections Officer  
MCPG, Owner  
South Charleston Police Department, Police Officer  
Tri County Jail, Corrections Officer  
University of Rio Grande, Assistant Coach  
Urbana University, Admissions Counselor  
US Army  
Zip-In BP, Clerk

#### **Criminal Justice Administration (MA)**

F-Tech R&D of North America, Administrator  
JP Morgan Chase, Risk Operations Analyst

#### **Criminal Justice Leadership**

Greene County Detention Center, Detention Counselor  
InfoCision, Communicator  
JoAnn Fabric & Crafts, Education Coordinator

#### **Family Studies**

Adriel, Teaching Parent  
Hearth & Home, Activities Director

#### **Human Services Leadership**

GE Capital, Project Manager  
Heartland of Indian Lake, STNA  
Kaplan Higher Education, Admissions Team Leader  
KTL Performance Mortgage, Owner/Loan Officer  
Logan County Board of Developmental Disabilities, Vocational Support Specialist  
Senior Resource Connection, Financial Advisor

#### **Political Sciences**

MCN Associates

#### **Psychology**

Downsize Farm Support Services, Client Advocate  
Improve It! Home Remodeling, Marketing Supervisor  
Mary Rutan Hospital, Administrative Assistant  
Miami Jacobs Career College, Program Director  
Panera Bread, Associate

#### **Sociology**

CRSI, Support Specialist

# Destinations Survey Class of 2012-13



<b>Name</b>	_____
<b>Major/Degree</b>	_____

## Factual Information

<b>Home Address</b> <i>(street/city/state/ZIP)</i> _____	
<b>Home Phone</b> _____	<b>Home Email</b> _____

### PLEASE CHOOSE THE RESPONSE THAT BEST DESCRIBES YOUR CURRENT SITUATION:

- I am employed (complete section B below).
- I am employed but seeking a new position (complete section B below and contact Career Services for assistance).
- I am employed and furthering my education (complete sections A & B below)
- I am furthering my education (complete section A below)
- I am not currently employed but seeking employment (contact Career Services for assistance)
- I am choosing not to be in the workforce because \_\_\_\_\_.
- Other (Please explain: \_\_\_\_\_)

### Section A: Furthering Education

<b>Institution</b> _____	<b>City, State</b> _____
<b>Degree &amp; Major</b> _____	<b>Have you been accepted?</b> <input type="checkbox"/> Yes <input type="checkbox"/> No
<b>Will you be attending</b> <input type="checkbox"/> Full Time? <input type="checkbox"/> Part Time? <b>Assistantship</b> _____	

### Section B: Employment Status

<b>Organization</b> _____	<b>Status</b> <input type="checkbox"/> Full-Time <input type="checkbox"/> Part-Time <input type="checkbox"/> Contract/Temporary
<b>Job Title</b> _____	<b>City/ST/ZIP</b> _____
<b>Work Address</b> _____	<b>Work Email</b> _____
<b>Work Phone</b> _____	
<b>Are you working in the field of your choice?</b> <input type="checkbox"/> Yes <input type="checkbox"/> No	<b>Is this position related to your major?</b> <input type="checkbox"/> Yes <input type="checkbox"/> No
<b>Annual Salary</b> <i>(strictly confidential)</i> _____	
<b>In relation to completing your degree, when did you secure this employment?</b>	<input type="checkbox"/> Continuing with previous employer <input type="checkbox"/> Found a new job prior to graduation
	<input type="checkbox"/> 1-2 months after <input type="checkbox"/> 3-4 months after <input type="checkbox"/> 5-6 months after
<b>How many years' experience do you have in this field?</b> _____	
<b>What was your first contact for this position?</b>	<input type="checkbox"/> Newspaper/Online Ad <input type="checkbox"/> Career Services Posting <input type="checkbox"/> Lead from family/friend
	<input type="checkbox"/> UU Faculty/Staff <input type="checkbox"/> Internship/Student Teaching <input type="checkbox"/> Other _____
<b>Industry of Employer</b> <i>(from list below)</i> _____	
Arts/Communication <i>(fine/performing arts, broadcast, journalism)</i>	Hospitality/Recreation <i>(restaurant, hotel, sports, parks/recreation)</i>
Business <i>(management, marketing/sales, finance, accounting, HR, etc.)</i>	Government <i>(local, state, federal levels including law enforcement)</i>
Computer/Technical <i>(programming, systems admin, engineering)</i>	Manufacturing
Education <i>(K-post secondary)</i>	Sciences <i>(all physical, biological, environmental sciences)</i>
Entrepreneurship <i>(self-employment, franchise ownership)</i>	Social Service <i>(social/human service, non-profit, healthcare)</i>
Healthcare <i>(medical, care facility)</i>	Other <i>(clerical, construction, trade occupations)</i>