



Destinations Survey Class of 2010-11

Degree & Major	Total Graduates	Graduates Responding		Continuing Education		Employed & Continuing Ed		Employed		Employed & Seeking		Not Seeking		Average Annual Salary^	Success Rate*
		#	%	#	%	#	%	#	%	#	%	#	%		
College of Arts & Sciences															
Communication Arts	2	2	100%	0	0%	0	0%	0	0%	0	0%	0	0%		0%
Liberal Studies (AA)	1	1	100%	1	100%	0	0%	0	0%	0	0%	0	0%		100%
Mathematics	2	2	100%	1	50%	0	0%	0	0%	1	50%	0	0%		100%
Sciences	5	5	100%	0	0%	0	0%	0	0%	1	20%	1	20%		40%
Self Designed	2	2	100%	1	50%	0	0%	1	50%	0	0%	0	0%		100%
														\$44,292	
College of Business															
Accounting	3	2	67%	1	50%	0	0%	1	50%	0	0%	0	0%		100%
Business Administration (AA)	5	5	100%	0	0%	1	20%	0	0%	1	20%	3	60%		100%
Business Management (AA)	3	2	67%	0	0%	2	100%	0	0%	0	0%	0	0%		100%
Computer Information Systems	1	1	100%	0	0%	0	0%	0	0%	1	100%	0	0%		100%
Management	3	3	100%	1	33%	2	67%	0	0%	0	0%	0	0%		100%
Marketing	9	9	100%	1	11%	0	0%	3	33%	0	0%	1	11%		56%
MBA	28	22	79%	0	0%	0	0%	11	50%	1	5%	0	0%	\$36,333	55%
Organizational Leadership	37	26	70%	3	12%	2	8%	13	50%	6	23%	0	0%	\$43,663	92%
Self Designed	1	1	100%	1	100%	0	0%	0	0%	0	0%	0	0%		100%
														\$30,883	
College of Education & Sports Studies															
Adolescent/Young Adult	5	5	100%	0	0%	0	0%	2	40%	1	20%	0	0%		60%
Athletic Training	3	3	100%	1	33%	0	0%	1	33%	0	0%	0	0%		67%
Early Childhood	22	22	100%	0	0%	0	0%	10	45%	2	9%	1	5%	\$26,340	59%
Early Childhood Certificate	3	1	33%	0	0%	0	0%	1	100%	0	0%	0	0%		100%
Education Non-License	1	1	100%	0	0%	0	0%	0	0%	0	0%	1	100%		100%
Exercise Science	6	6	100%	3	50%	0	0%	1	17%	0	0%	0	0%		67%
Intervention Specialist	7	7	100%	0	0%	0	0%	4	57%	0	0%	0	0%		57%
Intervention Specialist Certificate	1	1	100%	0	0%	0	0%	1	100%	0	0%	0	0%		100%
M.Ed.	4	3	75%	0	0%	0	0%	3	100%	0	0%	0	0%		100%
Middle Childhood	3	3	100%	0	0%	0	0%	0	0%	1	33%	0	0%		33%
Middle Childhood Certificate	1	1	100%	0	0%	0	0%	1	100%	0	0%	0	0%		100%
Self Designed	2	2	100%	1	50%	0	0%	0	0%	0	0%	1	50%		100%
Sports Management	12	12	100%	3	25%	1	8%	2	17%	1	8%	0	0%		58%
														\$57,167	
College of Nursing & Allied Health															
Health Science (AA)	64	27	42%	7	26%	3	11%	12	44%	2	7%	0	0%		89%
Nursing	17	13	76%	0	0%	2	15%	9	69%	2	15%	0	0%	\$57,167	100%
														\$30,286	
College of Social & Behavioral Sciences															
Criminal Justice	5	4	80%	1	25%	0	0%	0	0%	2	50%	0	0%		75%
Criminal Justice Leadership	14	10	71%	1	10%	0	0%	5	50%	2	20%	0	0%	\$32,000	80%
History	3	2	67%	1	50%	0	0%	0	0%	0	0%	0	0%		50%
Human Services Leadership	9	7	78%	1	14%	1	14%	3	43%	2	29%	0	0%	\$30,500	100%
Political Science	1	1	100%	0	0%	0	0%	0	0%	0	0%	0	0%		0%
Psychology	7	6	86%	2	33%	0	0%	2	33%	0	0%	0	0%		67%
Social Services (AA)	2	1	50%	0	0%	1	100%	0	0%	0	0%	0	0%		100%
Sociology	1	0	0%	0	0%	0	0%	0	0%	0	0%	0	0%		0%
														\$30,286	
All Associate's Degrees	75	36	48%	8	22%	7	19%	12	33%	3	8%	3	8%		83.3%
All Bachelor's Degrees	183	157	86%	23	15%	8	5%	57	36%	22	14%	5	3%	\$40,598	73.2%
Traditional Program	106	101	95%	18	18%	3	3%	27	27%	10	10%	5	5%	\$30,773	62.4%
Adult Education Program	77	56	73%	5	9%	5	9%	30	54%	12	21%	0	0%	\$43,873	92.9%
All Graduate Programs	37	28	76%	0	0%	0	0%	17	61%	1	4%	0	0%	\$36,000	64.3%
Certifications	5	3	60%	0	0%	0	0%	3	100%	0	0%	0	0%		100.0%
Master's Degrees	32	25	78%	0	0%	0	0%	14	56%	1	4%	0	0%	\$36,750	60.0%
TOTALS	295	221	75%	31	14%	15	7%	86	39%	26	12%	8	4%	\$41,162	75.1%

^Average Salary reported if at least two graduates employed full time responded to question

*Success Rate includes those employed, continuing education, and not seeking employment as a percentage of respondents

Destination Survey Class of 2011

Career Services is pleased to present the results of the Destinations Survey for the Class of 2011. The survey examines Urbana University graduates' success in achieving their immediate professional goals following graduation.

The survey instrument was distributed and collected at commencement rehearsals in both December 2010 and May 2011. Additionally, the survey was mailed to the permanent address of all graduates six months following their graduation. One week later a reminder email was sent with the survey attached. Many faculty advisors assisted in contacting non-responders to acquire information. Social media platforms were also searched for employment information on graduates. The response rate for the survey was 75%, up from 69% last year. Overall, Career Services received 221 responses from 295 graduates.

Highlights & Notes

- Of those responding, fifty-eight percent (58%) are employed and an additional fourteen percent (14%) are furthering their education. Eight percent (8%) of those employed are also furthering their education at the same time. Twenty-four percent (24%) are seeking, but have not yet been able to find employment.
- Seventy-four percent (74%) of those employed are working in their field of choice while seventy-two percent (72%) are in positions they deem as related to their field of study. Both of these statistics are at least 20% higher than the class of 2010, indicating that graduates are having success in reaching their career goals, despite the popular media's perceptions of the economy.
- Average salaries of respondents employed full time by program were as follows:
 - Traditional: \$30,773
 - Adult Education: \$43,873
 - Graduate: \$36,000
 - Overall: \$41,162

Overall salaries for Urbana University graduates are down five percent (5%) from last year. Salaries for Traditional graduates are up thirty-five percent (35%), reflecting students in more career related positions than last year. Graduate starting salaries are twenty-nine (29%) lower than last year. Nationally, salaries for college graduates are up six percent (6%) according to the Fall 2011 NACE Salary Survey. Additionally, reported offers for college graduates nationally increased twenty-eight percent (28%) over the same time period last year, indicating a stronger job market for those completing their degrees than a year ago.

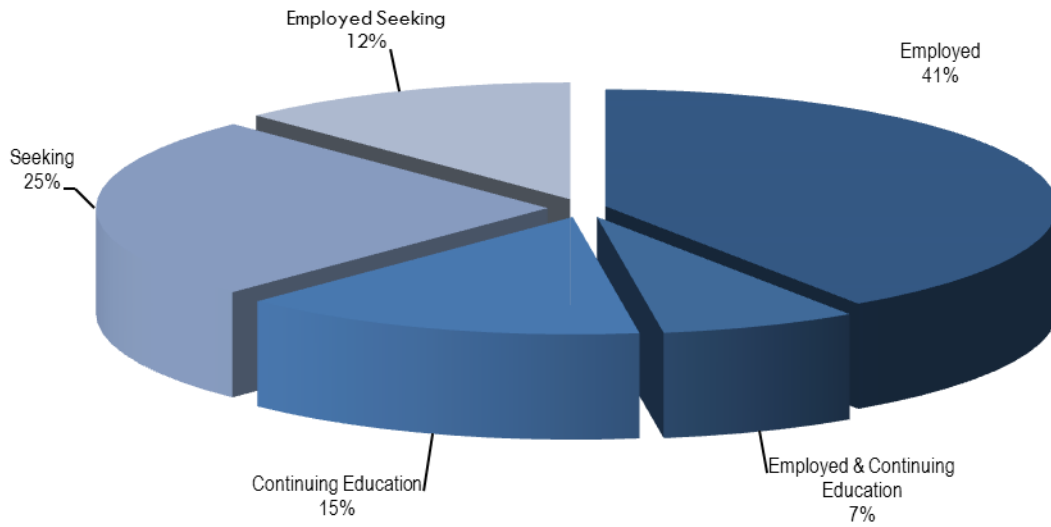
Please direct questions and comments regarding the Destinations Report to Career Services at 937-484-1417 or nchristian@urbana.edu. Please note that identifying information with regard to this report is strictly confidential.

Sincerely,

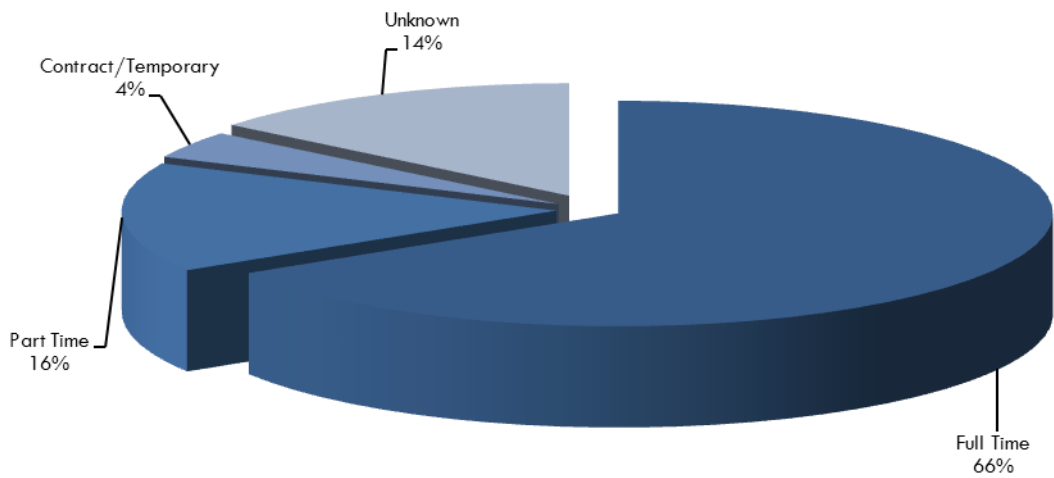


Nick Christian
Director of Career Services

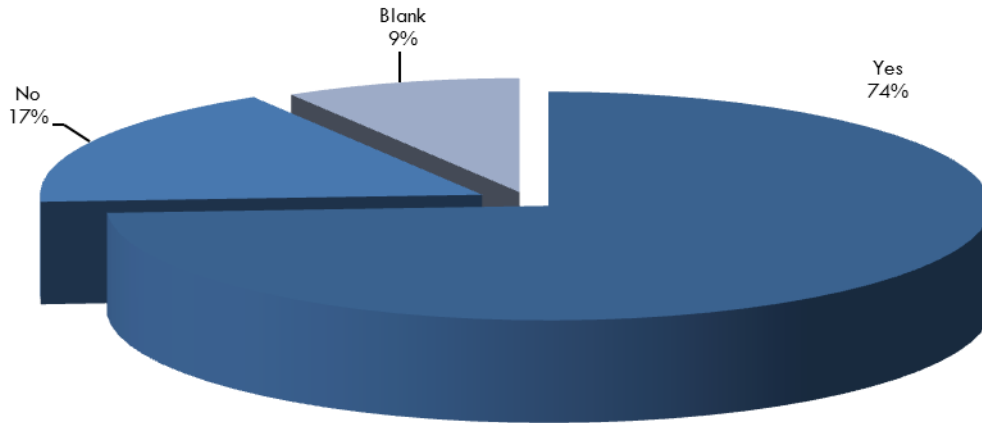
Class of 2011 Destinations



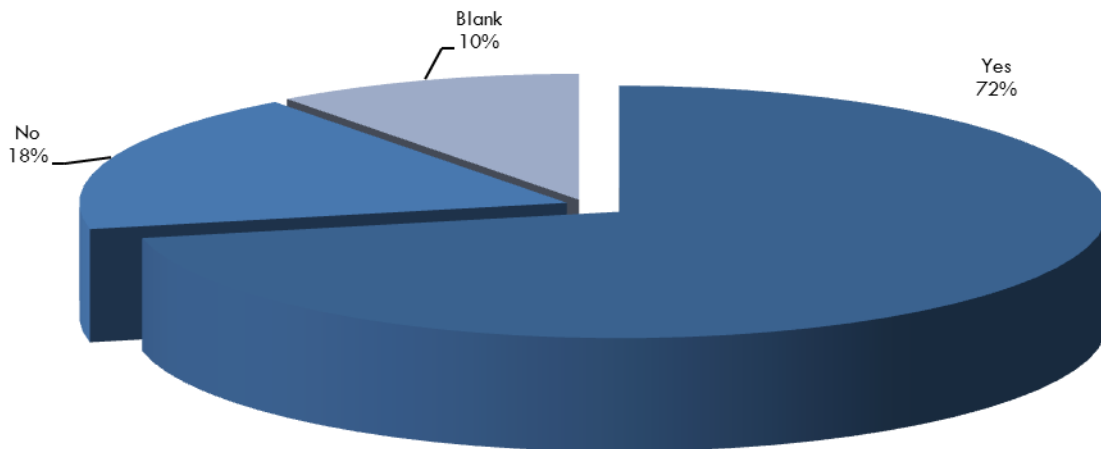
Class of 2011 Employment Status



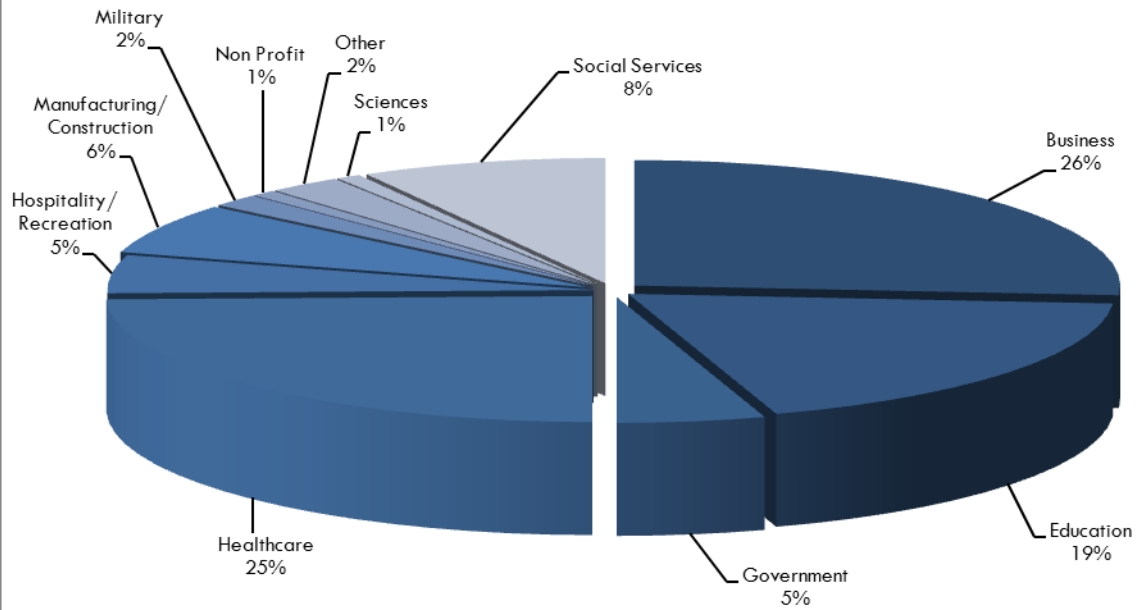
Graduates Working in Field of Choice



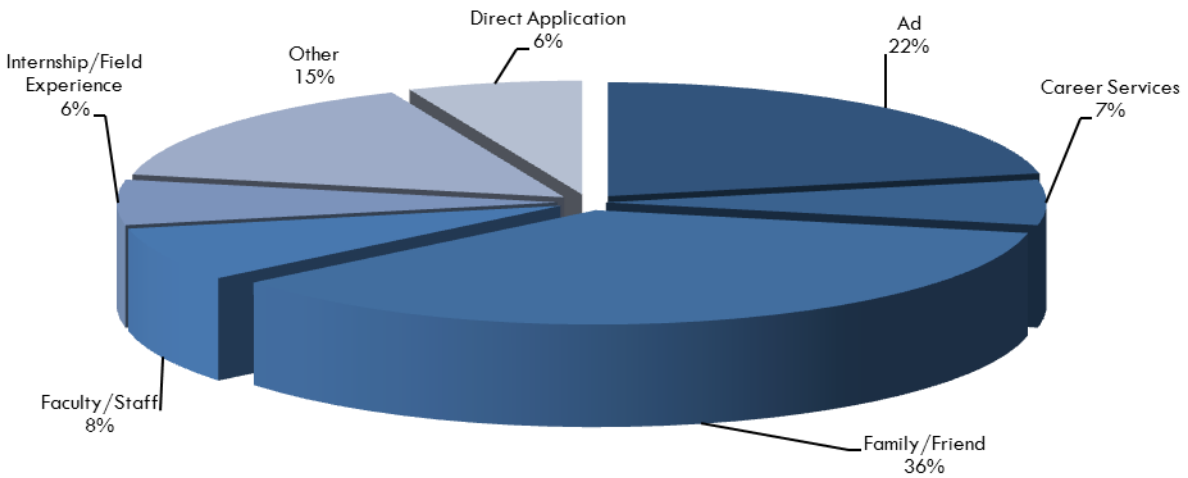
Position Related to Field of Study



Industry of Employment



First Contact for Current Employment



Class of 2011 Top Graduate Schools

Urbana University (29)
 Wright State University (3)
 University of Cincinnati (2)

States Where 2011 Graduates Are Employed

Ohio (114)
 Florida (2)
 Texas

Class of 2011 Top Employers

Springfield Regional Medical Center (20)
 GE Money (4)

Average Salaries

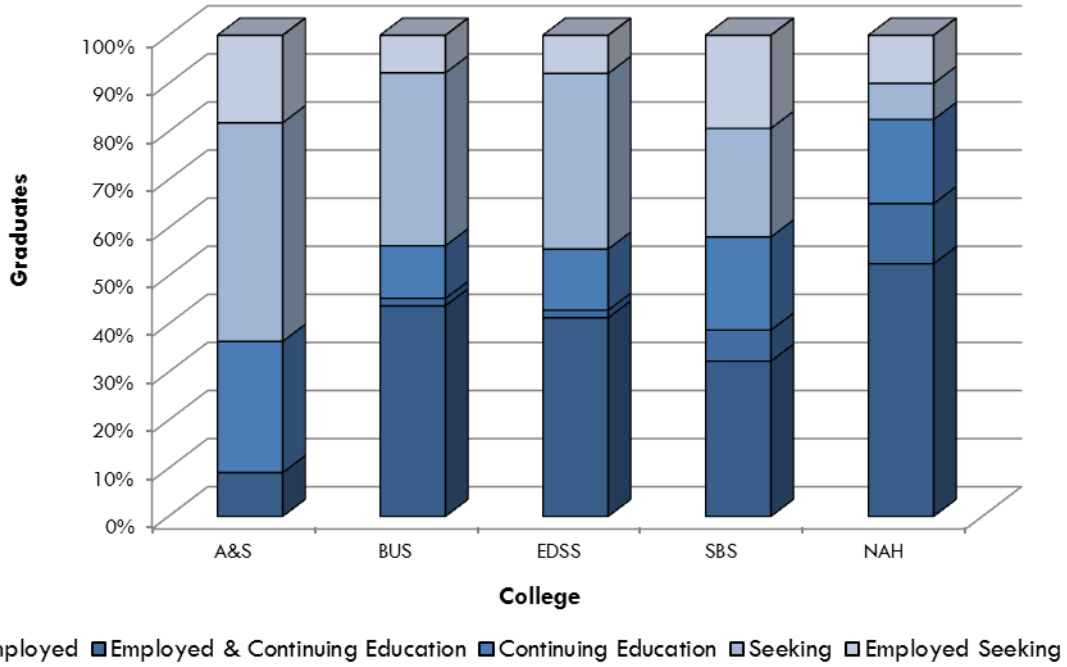
Major	Class of 2011	Class of 2010	Class of 2009	Midwest Average	National Average
Athletic Training				\$33,390	\$35,568
Business Administration/Management	\$45,997	\$36,013	\$45,075	\$47,422	\$46,372
Communication Arts				\$31,971	\$35,112
Comprehensive Science				\$42,600	\$42,682
Criminal Justice (Leadership)	\$32,000		\$28,188	\$33,629	\$40,714
Education: Early Childhood	\$26,340	\$23,000		\$32,172	\$33,993
Education: Secondary				\$34,691	\$34,973
Education: Intervention Specialist				\$33,333	\$34,973
English				\$35,377	\$40,162
History			\$22,000	\$41,910	\$40,788
Liberal Studies				\$49,633	\$42,083
Nursing	\$57,167	\$59,286	\$58,000	\$45,146	\$50,125
Political Science				\$44,940	\$48,911
Psychology				\$39,164	\$40,815
Sociology				\$37,666	\$36,792
Sports Studies			\$29,000	\$24,780	\$34,576

Regional & national data are provided by the NACE Midwest Regional Report of the NACE Salary Survey, Fall 2011.

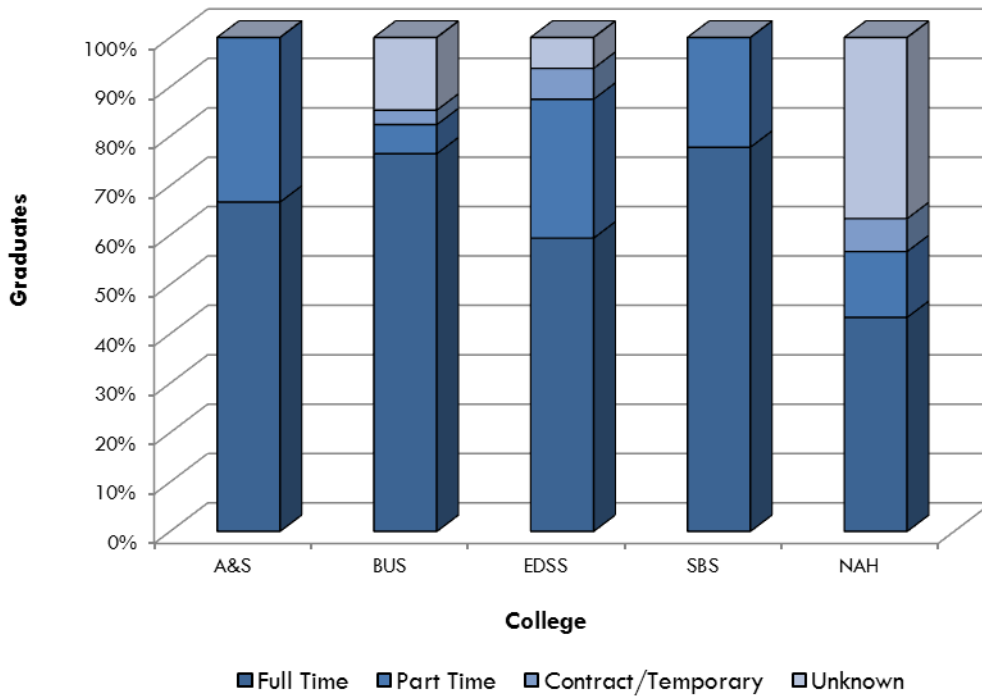
Five Year Comparison

	2007		2008		2009		2010		2011		Five Year Rates	
	#	%	#	%	#	%	#	%	#	%	#	%
Employed	148	68.8	117	58.8	87	48.1	95	49.0	86	38.9	533	52.8
Continuing Education	18	8.4	16	8.0	15	8.3	29	14.9	31	14.0	109	10.8
Continuing Education & Employed	21	9.8	13	6.5	18	9.9	6	3.1	15	6.8	73	7.2
Employed & Seeking New Position			25	12.6	20	11.0	25	12.9	26	11.8	96	9.5
Not Seeking	5	2.3	2	1.0	1	0.6	0	0.0	8	3.6	16	1.6
Seeking	23	10.7	26	13.1	42	23.2	38	19.6	54	24.4	183	18.1
Other	0	0.0	0	0.0	3	1.7	1	0.5	1	0.5	5	0.5
Success Rate		89.3		86.9		77.9		79.9		75.1		82.0
Responses	215	83.3	199	67.5	181	62.2	194	68.8	221	74.9	1010	71.1
Graduates	258		295		291		282		295		1421	

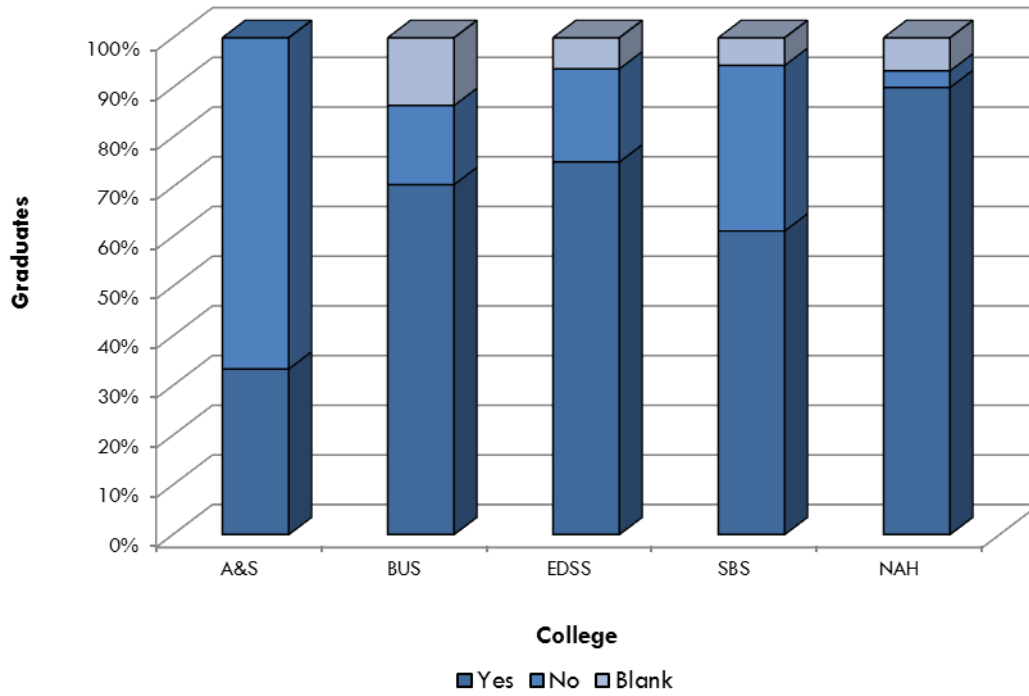
Destinations By College



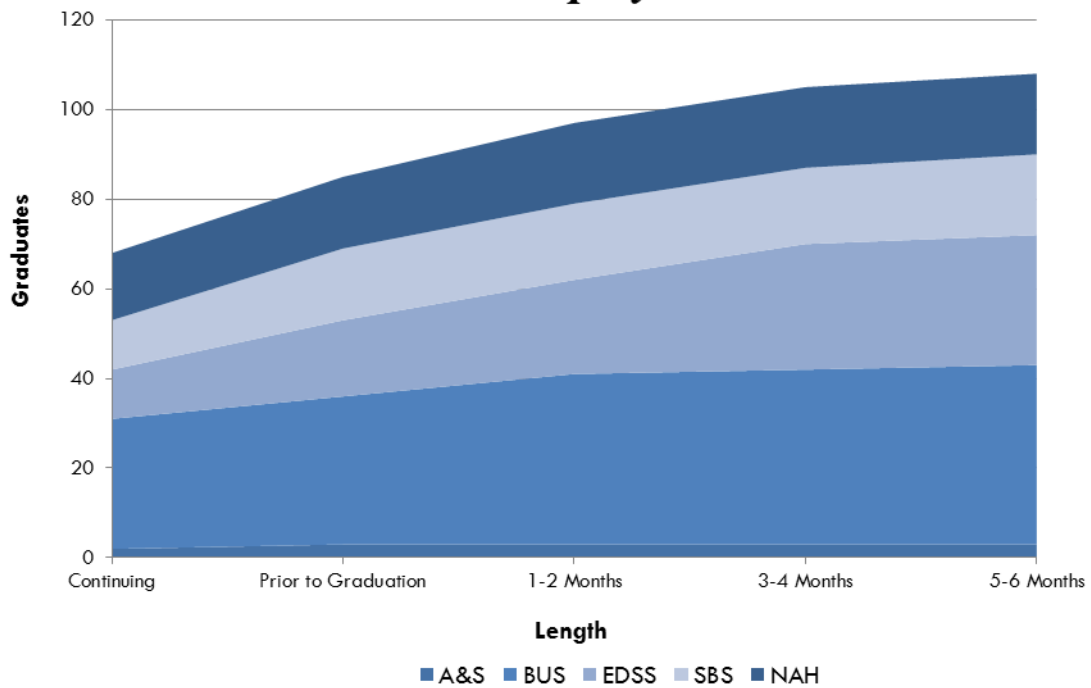
Employment Status by College



Position Related to Field of Study by College



Time to Employment



College of Arts & Sciences

GRADUATE SCHOOLS & PROGRAMS

Liberal Studies (AA)

Urbana University, BS History

Mathematics

Urbana University, MBA

Self-Designed

Columbia College of Chicago, MA Interdisciplinary Arts

EMPLOYERS & POSITION TITLES

Mathematics

Wal Mart Distribution, Logistics Agent

Sciences

Recreation Unlimited, Program Leader

Self-Designed

Urbana Veterinary Clinic, Vet Assistant

College of Business Administration

GRADUATE SCHOOLS & PROGRAMS

Accounting

Urbana University, MBA

Business Management (AA)

Urbana University, BS Business (2)

General Management

University of Cincinnati, MBA

Urbana University, MBA

University of Hamburg, MBA

Marketing

Urbana University

Organizational Leadership

Wright State University, MS Industrial Engineering

Urbana University, MBA

Urbana University, MBA

Urbana University, MBA

Urbana University, MBA

Self-Designed

Urbana University, MBA

EMPLOYERS & POSITION TITLES

Accounting

Security National Bank, Teller

Business Management (AA)

GE Money, Customer Service Manager

GE Money, Project Manager

General Management

UPS

Wright Patt Credit Union, Member Services

Marketing

Quest Software, SharePoint Sales Representative

Sherwin Williams, Management Trainee

Vanity Shops, Store Sales Manager

Organizational Leadership

Advanced Drainage Systems, Forklift Operator

BonTon, Loss Prevention Officer

Department of Defense, Quality Assurance

Emerson Climate Technologies, Dock Worker

Fifth Third Bank, Lead Customer Service Representative

FirstEnergy Corp., Planner

GE Money, Marketing Specialist

K Force for Lastar, Credit Analyst

Lincoln Community Center, Executive Director

Ohio National Guard, Mechanic

Speedway SuperAmerica, Maintenance Coordinator

Speedway SuperAmerica, Store Support Supervisor

State of Ohio, Corrections Captain

Swarovski's, Sales Associate

Trutec Industries, Inc., Furnace Operator

UBS Financial Services, Inc., Client Service Associate

Villa Springfield, Office Manager

White's Auto Group, Sales

Wright Patterson Air Force Base, Program Manager

Yamada North America, Production Manager

Computer Information Systems

NetGain Information Systems, Desktop Specialist

MBA

American Cancer Society, Community Manager for Development

Champaign Bank

Cintas Corporation

CRSI, QMRP-Administrator

DP&L, Business Analyst

Emerson Climate Technologies, Material Analyst

GE Money, Senior Specialist

Marie's Candies, Head Cook

Subashi & Wildermuth Law, Office Manager

Transportation Research Center, Project Manager

Urbana University, Outreach Coordinator

WesBanco Bank, Inc., Commercial Banking Officer

College of Education & Sport Studies

GRADUATE SCHOOLS & PROGRAMS

Athletic Training

Exercise Science

Eastern Kentucky University, Physical Education
Rhodes State College, Physical Therapy Assistant
UNC Greensboro, M.Ed. Student Personnel
Administration

Self-Designed

Walsh University, DPT

Urbana University, M.Ed.

Sports Management

University of Cincinnati, Master's

Urbana University, MBA

Urbana University

Urbana University, MBA

EMPLOYERS & POSITION TITLES

Adolescent/Young Adult Education

Piatt Castles, Historical Interpreter
Riverside Local School District, Math Teacher
West Carrollton School District, Middle School Teacher

Athletic Training

Fairborn YMCA, Personal Fitness Counselor

Classroom Teaching (M.Ed.)

Graham Local School District, Elementary Teacher
Mechanicsburg Exempted Village School District,
Teacher
Rootstown Local Schools, Chinese Teacher

Early Childhood Education

BP, Cashier
Castle's Restaurant, Waitress
Jelly Bean Junction, Preschool Teacher
North Union Local Schools, Overnight Sub
Piqua City Schools, Reading & Math Specialist
Primrose Academy, Teacher
Primrose School of Pickerington, Teacher/Floater
South Euclid-Lyndhurst School District, Long Term
Substitute
Springfield City Schools, Elementary Teacher
Springfield City Schools, Teacher

Tecumseh Local Schools, Permanent Sub

TMC, Teacher

Early Childhood Education (Post-Bacc Licensure)

Urbana City Schools, Elementary Teacher

Exercise Science

Health Fitness, Fitness Specialist

Intervention Specialist

Columbus City Schools, Intervention Specialist

GameStop

Piqua City Schools, Teacher

West Liberty Salem School District, Teacher

Intervention Specialist (Post-Bacc Licensure)

Sidney City Schools

Middle Childhood Education

Adriel, Teaching Parent

Middle Childhood Education (Post-Bacc Licensure)

Riverside Local School District, Middle School Teacher

Sports Management

Black Diamond, Landscaper

CRSI, Janitor

Woodland Golf Course, Customer Service

YMCA of Darke County, Sports Director

College of Nursing & Allied Health

GRADUATE SCHOOLS & PROGRAMS

Nursing (BSN)

Wright State University, Acute Care Nurse Practitioner
Urbana University, MSN

Health Sciences (AA)

Urbana University, BSN (9)

Ohio University, BSN

EMPLOYERS & POSITION TITLES

Nursing (BSN)

Good Samaritan Hospital, RN Staff
Miami Valley Hospital, RN
Springfield Regional Medical Center, RN (10)
Springfield Regional Medical Center, ER RN

Health Sciences (AA)

Buffalo Wild Wings,
Court House Manor, RN
Developmental Disabilities of Clark County, Unit
Counselor

Madison County Hospital, Labor & Delivery Nurse

Miami Valley Hospital, RN

Nationwide Children's Hospital, Patient Care Assistant

Springfield Center for Family Medicine

Springfield Regional Medical Center, ICU Nurse (2)

Springfield Regional Medical Center, RN (5)

Springfield Regional Medical Center, Surgical Nurse

Springfield Regional Medical Center, Telemetry Tech

Sunrise Scioto Assisted Living, Wellness Nurse

College of Social & Behavioral Sciences

GRADUATE SCHOOLS & PROGRAMS

Criminal Justice

Urbana University, MA Criminal Justice Administration

Criminal Justice Leadership

Urbana University, MA Criminal Justice Administration

History

Wright State University, MA Student Affairs in Higher Education

Human Services Leadership

Urbana University, M.Ed.

Psychology

Morehead State University, MS Clinical Psychology
University of Akron, MSW

Social Services (AA)

Clark State Community College, RN Licensure

EMPLOYERS & POSITION TITLES

Criminal Justice

Superior Beverage Group, Merchandiser

Wal Mart, Asset Protection

Criminal Justice Leadership

Attorney General, Finance Clerk

Honda, Office Assistant

Merchants Security, Security Guard

Montgomery County Juvenile Court, Probation Officer

US Army, Officer Candidate

Warren County Juvenile Detention Center, Corrections Officer

Wright Patt Credit Union, Member Service Representative

Human Services Leadership

Champaign County Department of Job & Family Services, Social Services Worker

Community Blood Center, Hospital Services Coordinator

Credit Union of Ohio, Member Services Representative

Eastway Corporation, Community Support Specialist

MHRC, Case Manager

Piqua Manor, Social Worker

Psychology

Ringling Brothers Circus, Elephant Trainer

St. Joseph's Orphanage, Treatment Specialist

Social Services (AA)

RRT Enterprises, Cashier

Destinations Survey Class of 2010-11



Name	_____
Major/Degree	_____

Factual Information

Home Address (<i>street/city/state/ZIP</i>)	_____
Home Phone _____	Home Email _____
<input type="checkbox"/> I am interested in serving as a Career Mentor to help current students as they explore career options.	
<input type="checkbox"/> I am interested in serving as a class agent (act as liaison between classmates and the University) for the class of 2009.	

PLEASE CHOOSE THE RESPONSE THAT BEST DESCRIBES YOUR CURRENT SITUATION:

- I am employed (complete section B below).
- I am employed but seeking a new position (complete section B below and contact Career Services for assistance).
- I am employed and furthering my education (complete sections A & B below)
- I am furthering my education (complete section A below)
- I am not currently employed but seeking employment (contact Career Services for assistance)
- I am choosing not to be in the workforce because _____.
- Other (Please explain: _____)

Section A: Furthering Education

Institution _____	City, State _____
Degree & Major _____	Have you been accepted? <input type="checkbox"/> Yes <input type="checkbox"/> No
Will you be attending <input type="checkbox"/> Full Time? <input type="checkbox"/> Part Time?	Assistantship _____

Section B: Employment Status

Organization _____	Job Title _____	Status <input type="checkbox"/> Full-Time <input type="checkbox"/> Part-Time <input type="checkbox"/> Contract/Temporary
Work Address _____	Work Phone _____	City/ST/ZIP _____
Work Email _____	Are you working in the field of your choice? <input type="checkbox"/> Yes <input type="checkbox"/> No	Is this position related to your major? <input type="checkbox"/> Yes <input type="checkbox"/> No
Annual Salary (<i>strictly confidential</i>) _____	In relation to completing your degree, when did you secure this employment?	<input type="checkbox"/> Continuing with previous employer <input type="checkbox"/> Found a new job prior to graduation <input type="checkbox"/> 1-2 months after <input type="checkbox"/> 3-4 months after <input type="checkbox"/> 5-6 months after
How many years' experience do you have in this field? _____	What was your first contact for this position?	<input type="checkbox"/> Newspaper/Online Ad <input type="checkbox"/> Career Services Posting <input type="checkbox"/> Lead from family/friend <input type="checkbox"/> UU Faculty/Staff <input type="checkbox"/> Internship/Student Teaching <input type="checkbox"/> Other _____
Industry of Employer (<i>from list below</i>) _____	Arts/Communication (<i>fine/performing arts, broadcast, journalism</i>)	Hospitality/Recreation (<i>restaurant, hotel, sports, parks/recreation</i>)
	Business (<i>management, marketing/sales, finance, accounting, HR, etc.</i>)	Government (<i>local, state, federal levels including law enforcement</i>)
	Computer/Technical (<i>programming, systems admin, engineering</i>)	Manufacturing
	Education (<i>K-post secondary</i>)	Sciences (<i>all physical, biological, environmental sciences</i>)
	Entrepreneurship (<i>self-employment, franchise ownership</i>)	Social Service (<i>social/human service, non-profit, healthcare</i>)
	Healthcare (<i>medical, care facility</i>)	Other (<i>clerical, construction, trade occupations</i>)